

THE BUBBLER

Blue Lake Springs Mutual Water Company Newsletter

July 2021

OUT AND ABOUT...with our Watermasters



In This Issue

Page 1:

Out and About With
our Watermasters

Accounts Manager
Report

Page 2:

General Manager
Report
Usage Chart

Page 3:

LRPC Report

Page 4:

President's Message
Drought Monitor

A Message from the Accounts Manager

Three of six billings have gone out this year. Thanks to all who are making their payments.

You can sign up with our billing service to receive email statements and set up for autopay. Simply visit blsmwc.com, select the **Pay My Bill** tab and set up an account or update an existing account. You will need your Web ID to access or set up your account which can be found at the top right-hand side of your bi-monthly billing statement.

If your house has recently sold, remember to delete your account with our billing service, especially if you are enrolled in autopay.

To all new homeowners, please read your welcome packets and call the office with any questions.

General Manager's Report

Dear Shareholders,

We are heading into another drought and state officials are asking us to voluntarily reduce water use by 15% compared to 2020 use. Blue Lake Springs is currently in drought **Stage 1** of our drought action plan.

Stage 1 consists of:

NO watering of forest trees, **NO** watering on Mondays,

NO watering between 10am-6pm, watering outside is a voluntary reduction of 10%

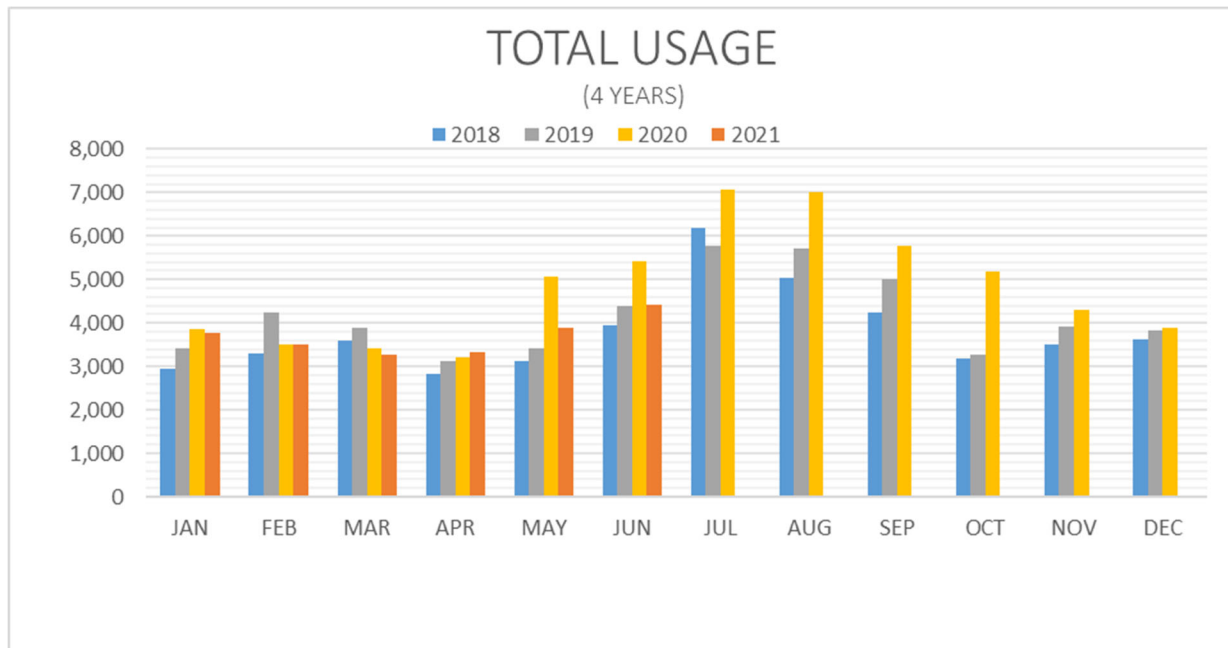

Odd addresses water on Tuesday, Thursday, Saturday

Even addresses water on Wednesday, Friday, Sunday

With the state's major reservoirs being so low our state will inevitably be issuing stricter restrictions this summer and fall. Our drought action plan and tips on how to conserve water can be found on blsmwc.com.

June Usage

During the month of June, we saved nearly 1 million gallons compared to June 2020. That's the same amount as 1 ½ Olympic-sized swimming pools and is an 18% savings which surpasses the state voluntary reduction of 15%. Thank you for your conservation efforts. Please keep it up.



In the Field

The watermasters have been removing the old services and have almost completed the Tank 4 side of Blue Lake Springs. They will soon be going to the Tank 6 side of our subdivision. During the summer months we'll be out maintaining the hydrants exercising valves throughout Blue Lakes Springs. You might notice a little water in the ditch or road from the maintenance of the hydrants. The maintenance of these hydrants and flushing is necessary for your health and safety.

Tyler Mayo
General Manager
Blue Lake Springs Mutual Water Company
tmayo@blsmwc.com

LRPC Report

At the risk of sounding like a broken record, the on-going focus throughout this year will continue to be (1) managing our reserves budget against liabilities; (2) updating our multi-year cash flow analysis; (3) updating our Asset Management Plan database to ensure the estimated long term asset replacement costs remain accurate; and (4) analyzing water meter usage to determine potential revisions to our consumptive rate structure.

As for managing reserves, we are in the process of soliciting multiple contractor bids and collecting firmer cost estimates, as well as looking into alternative options, for several of our identified reserve liabilities. Over the next couple months, we will continue to work on completing updates to our multi-year cash flow analysis and asset management plan database funding options. We received additional information from CCWD regarding the cost and payment method to purchase additional capacity of 100K gallons/day and will be reviewing that with the LRPC later this month.

Over the past month, we have compiled water meter usage data through June 2021 and performed initial analysis. Since the final meters for all residences have recently been installed and activated, the data average sample size has increase from 1,423 in 2020 to an average of 1,610 for 2021, with 1,715 readings in June. To mention a few data points and trends:

- For 2018 - 2020 approx. 80% of readings are less than our 350 CF/month allotment and consuming only ~30% of the water
- The 3-year average CF per month for all readings is 268 CF/month.
- In 2020 approx. 20% of residences are using more than the 350 CF/month allotment and consuming ~70% of the water
- The total average CF usage/month has been decreasing each year 2018-2020

A couple concerning trends for January – June 2021 (with a potential drought looming)


The 6 month - CF/month overall average has increased from 2020 to 2021.

There are 28% of residences using more than the 350 CF/month allotment and consuming 74% of the water, both increases from 2020.

The water meter usage data will continue to be collected and analyzed throughout the remainder of 2021 with usage levels and trends evaluated for possible adjustments to our consumptive rate structure in 2022 and beyond. As we move forward through the remaining hot and dry summer months, please remember to take all steps to conserve water wherever possible and turn the increased usage trends around that we've seen in the first 6 months.

Thank You!!

Tom Schneider
BLSMWC



Have an Idea?

The Bubbler is published to keep Blue Lake Springs Mutual Water Company shareholders informed about issues and upcoming events.

The Bubbler is a "monthly" newsletter and comes out following a regular scheduled Board Meeting so that we can keep you up to date on the most current information.

If you would like to submit an article or suggest ideas for improvement, please contact:

Pam Bowman

pbowman@blsmwc.com

Blue Lake Springs
Mutual Water Company

1011 Blagen Road

P.O. Box 6015

Arnold, CA 95223

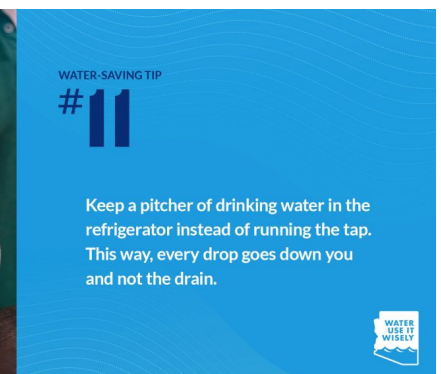
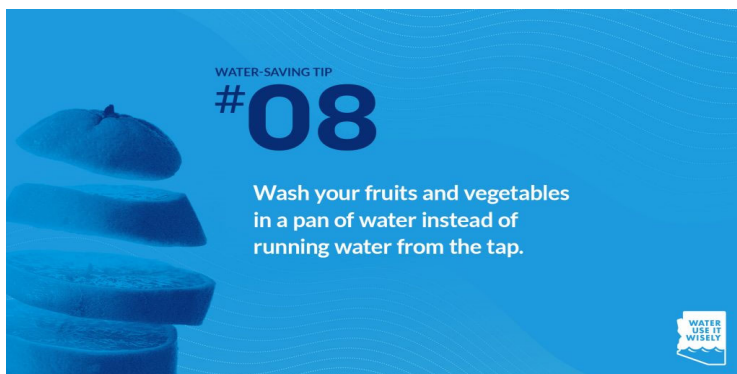
Tel (209) 795-7025

Fax (209) 795-7019

info@blsmwc.com

Visit us on the web at

www.blsmwc.com



PRESIDENT'S REPORT

Shareholders:

The BLSMWC Board held its first hybrid Board meeting with Board members and employees meeting in person and via Zoom. It was great to finally meet in person after 14 months of Zoom meetings.

As you know, Dave Hicks, our General Manager for many years and 34-year employee of the BLSMWC, retired in June. Dave calmly and professionally directed the water company through its challenging times while we searched for water sources and completed a 4-year engineering and construction project to improve the water distribution system infrastructure. I want to thank him for all his time managing the water company and wish him the best for his well-earned retirement.

I also want to thank Bob Maginnis for serving on the Board of Directors for 13 years and for being President and leading the Board successfully through the challenging times. Bob has volunteered to serve on the LRPC so we will be still have access to his experience and knowledge!

We have two new Board members: Jon Dashner and Bruce Utter. Thank you to both Jon and Bruce for volunteering to serve. Also thank you to Craig Lutz for running, and who hopefully will be interested in lending a hand throughout the coming year.

Drought. As you know, the State of California is in a drought. The snowmelt resulted in the parched ground absorbing the much-needed snowmelt instead of running into our rivers and replenishing surface water. It's going to be a hot summer and it is imperative that we conserve our future water supply.

At our recent board meeting, the LRPC reported that approximately 20% of our shareholders use 70% of the water. The biggest use of water is outdoor watering. Please continue to conserve water and examine ways to further conserve. There is detailed conservation information on the BLSMWC website.

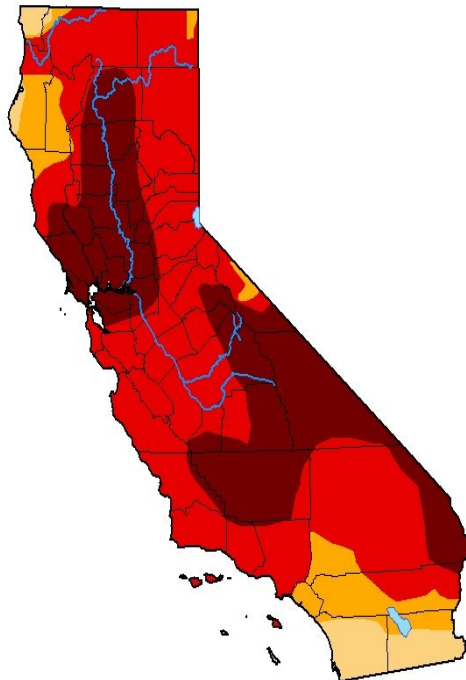
Please learn how to read your water meter so you can monitor your usage.

Please be mindful of your water use when you turn on the faucet, sprinklers, or hose. Once the water leaves the tap, the valuable resource is gone for good.

Thank you,
Sharon Tobias
Board President



U.S. Drought Monitor California



June 15, 2021

(Released Thursday, Jun. 17, 2021)

Valid 8 a.m. EDT

Drought Conditions (Percent Area)

	None	D0-D4	D1-D4	D2-D4	D3-D4	D4
Current	0.00	100.00	100.00	94.75	85.44	33.32
Last Week 06-08-2021	0.00	100.00	100.00	94.75	85.20	33.32
3 Months Ago 03-16-2021	0.78	99.22	90.62	58.59	29.54	3.75
Start of Calendar Year 12-29-2020	0.00	100.00	95.17	74.34	33.75	1.19
Start of Water Year 09-29-2020	15.35	84.65	67.65	35.62	12.74	0.00
One Year Ago 06-16-2020	41.79	58.21	46.74	20.84	2.45	0.00

Intensity:

None	D2 Severe Drought
D0 Abnormally Dry	D3 Extreme Drought
D1 Moderate Drought	D4 Exceptional Drought

The Drought Monitor focuses on broad-scale conditions. Local conditions may vary. For more information on the Drought Monitor, go to <https://droughtmonitor.unl.edu/About.aspx>

Author:

Curtis Riganti
National Drought Mitigation Center



droughtmonitor.unl.edu