

THE BUBBLER

Blue Lake Springs Mutual Water Company Newsletter

September 2021

A Message From the Accounts Manager...Kathy Powell

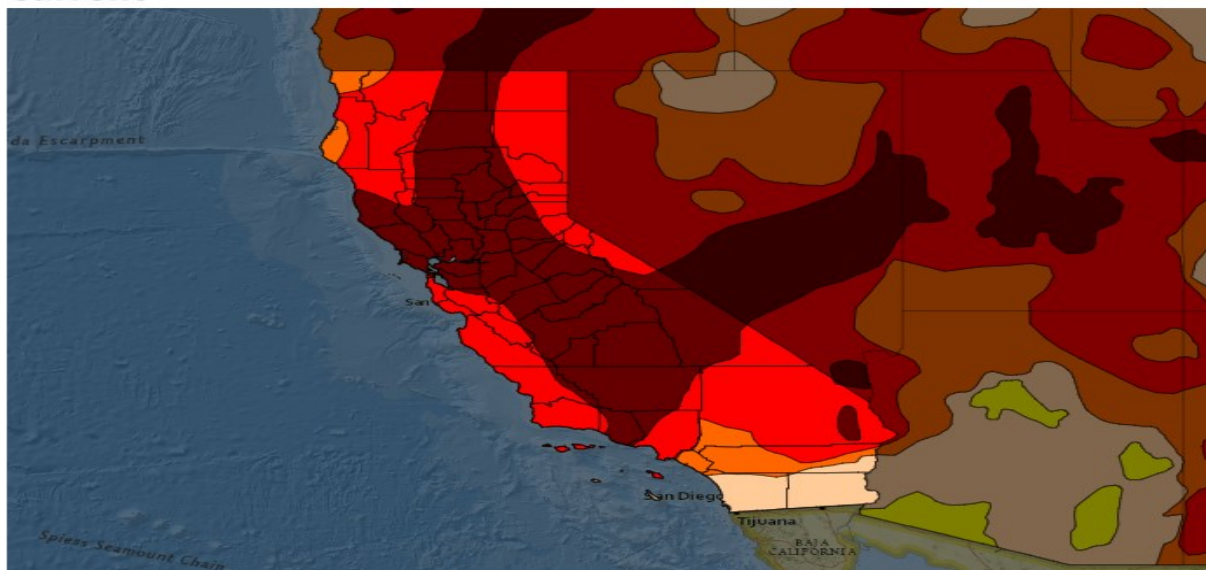
I would like to start out with a huge thank you to our Shareholders for adapting to the new way of billing over the last two years. There will be some changes taking place in the 2022 billing year. More information will follow as we work out some of the details.

Please remember when you change or update your payment information on our billing website, you must reapply the autopay option again. Also, please remember to turn off "AUTOPAY" with our billing service when you sell your property! I would be happy to assist with any billing issues that might arise.

We are still receiving payments to our old mailing address. Please update your banking bill pay account to mail out to: Blue Lake Springs Mutual Water Company, PO BOX 6015. Arnold, CA 95223.



Current U.S. Drought Monitor Conditions for California: Current



Basemap Sources: National Geographic, Esri, Garmin, HERE, UNEP-WCMC, USGS, NASA, ESA, METI, NRCAN, GEBCO, NOAA, INCREMENT P

U.S. Drought Monitor for CA



Source(s): NDMC, NOAA, USDA
Updates Weekly - 09/07/21

[Drought.gov](https://drought.gov)

GENERAL MANAGER'S REPORT



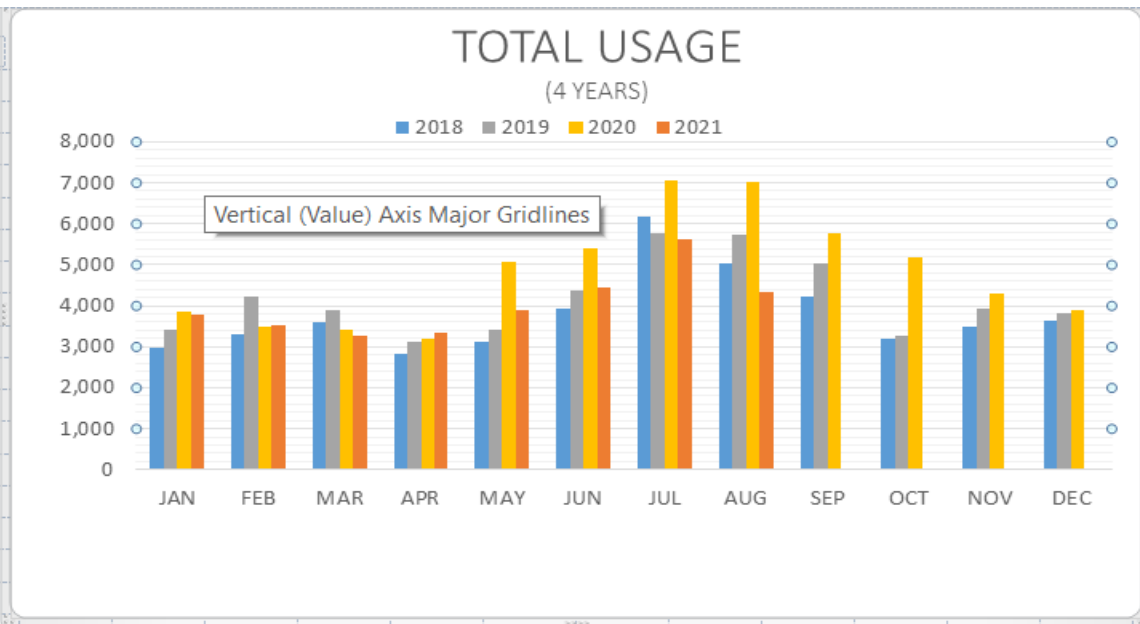
Dear Shareholders,

Blue Lake Springs Mutual Water Company is currently in Stage 1 of our drought plan.

Stage 1 consists of: **NO** watering of forest trees, **NO** watering on Mondays, **NO** watering between 10am-6pm, watering outside is a voluntary reduction of 10% and
 Odd addresses water on Tuesday, Thursday, Saturday
 Even addresses water on Wednesday, Friday, Sunday

August Usage

Remember one the best forms of fire protect is by keeping our tanks full. In August we saved nearly 2.7 million gallons of water compared to last year. Thank you for your conservation efforts.



Usage (1,000 Gals)

DATE	JAN	FEB	MAR	APR	MAY	JUN	JUL	AUG	SEP	OCT	NOV	DEC	TOTAL
2013	4,265	3,157	3,066	3,233	4,341	5,738	7,992	7,117	4,885	4,401	3,822	4,097	56,114
2014	3,305	2,974	2,973	3,393	4,152	4,532	5,878	5,262	3,834	3,430	2,946	3,579	46,258
2015	3,329	2,480	2,587	2,269	2,602	2,908	4,343	4,066	3,315	2,627	2,710	4,057	37,293
2016	3,495	2,993	2,488	2,860	3,479	4,225	6,109	5,804	5,033	3,527	2,842	3,609	46,464
2017	4,223	3,007	2,942	2,603	3,378	4,064	6,296	5,354	4,675	3,723	3,158	3,497	46,920
2018	2,956	3,286	3,598	2,815	3,114	3,938	6,183	5,037	4,234	3,188	3,498	3,618	45,463
2019	3,417	4,242	3,890	3,125	3,431	4,385	5,759	5,720	5,016	3,274	3,931	3,835	50,025
2020	3,873	3,501	3,408	3,201	5,058	5,411	7,067	7,014	5,767	5,187	4,296	3,888	57,671
2021	3,768	3,515	3,275	3,336	3,894	4,432	5,613	4,336					32,169

Tyler Mayo
 General Manager
 Blue Lake Springs Mutual
 Water Company



LRPC Report

There have been no significant updates over the past month to the majority of on-going LRPC focus areas. We continue to work with BLSMWC management and staff to obtain firm cost estimates on potential liabilities against our reserves budget, as well as updates to the Asset Management Plan database and fixed versus variable costs. Much of this information is needed to update our multi-year cash flow analysis, and determining our variable costs will provide a basis for the income required in our metered usage rate structure. As we develop this information over the next couple months, it will be presented to the LRPC and Board to ensure all expense commitments are closely scrutinized and agreed to, with the focus remaining on our most critical system improvements.

During the past month, there were some discussions and data gathering pertaining to our water meter usage and potential updates to the future metered rate structure. The BLSMWC management & staff, as well as LRPC members, have provided a large sampling of examples of current rate structures from both local county and bay area water agencies, which show the combination of their base rates and single to multi-tier usage rates. Also being considered in our analysis is the average water use per person for indoor and both indoor and outdoor use as compiled by the USGS (water.usgs.gov). This data will be compared to our current water usage base allocation level. In addition, the BLSMWC staff has compiled detailed metered usage information at multiple usage levels above the 700 CF bi-monthly base allocation level, which segregates users from local (full timers) to part timers. Based on analysis thus far, the usage levels between full time and part time residences are very close. Based on analysis over the next couple months, rate structure options will be fully discussed with the LRPC and recommendations brought forward to the Board of Directors for consideration.

HAVE AN IDEA??

The Bubbler is published to keep Blue Lake Springs Mutual Water Company shareholders informed about issues and upcoming events. The Bubbler is a "monthly" Newsletter and comes out following a regular scheduled Board Meeting So that we can keep you up to date on the most current information

If you would like to submit an article or suggest ideas for Improvement, please Contact: Pam Bowman


pbowman@blsmwc.com

**Blue Lake Springs
Mutual Water Company
1011 Blagen Road
PO Box 6015
Arnold, CA 95223**

**Phone: (209)795-7025
Fax: (209)795-7019**



**For general information:
info@blsmwc.com**

**Or for answers, visit us
on the web:
www.blsmwc.com**




WATER-SAVING TIP
#11

Keep a pitcher of drinking water in the refrigerator instead of running the tap. This way, every drop goes down you and not the drain.



WATER-SAVING TIP
#135

Use a broom instead of a hose to clean patios, sidewalks and driveways, and save water every time.



President's Report


The BLSMWC Board met on Saturday, September 11 via Zoom. The highlight from the meeting included the extraordinary efforts of the Long Range Strategic Planning Committee (LRPC) led by Tom Schneider who reported on the water usage throughout 2021, the status of future work to be done, and the asset management plan. For more information, please see the LRPC report in the Bubbler.

I want to thank the shareholders for all your conservation efforts this summer. With your help, we have conserved more than the 15% of the 2020 usage requested by the State. Please continue to conserve throughout the remainder of the year and beyond. It is greatly appreciated.

Will this be your first winter in Arnold? Fall is just around the corner, so it is time to prepare your cabin for winter for when you are not in residence. Check your irrigation systems - look for any leaks, broken sprinkler or mister heads. Find the water shutoff valves for the cabin. Each time you leave your cabin for 24 hours or more, please remember to drain the cabin and shut off the water at the cabin as well as at the homeowner's box near the meter. The homeowner's box is adjacent to the BLSMWC meter box and contains the homeowner's pressure regulating valve and a ball valve which shuts off the water closer to the meter.

Be sure to leave detailed winterizing instructions or a checklist for your friends and family that may use your cabin. Any water left in the pipes can freeze and will cause the pipes to break, similar to leaving a can of soda in the freezer. For more details please look at www.blsmwc.com, under the tips tab, for how to winterize your cabin.

Thank you,
Sharon Tobias
President



How Much Water Do You Use?

It has been found that the average California home uses 384 gallons of water daily, indoors and out. The average apartment or condominium uses 256 gallons daily. And a single individual uses about 150 gallons a day, including outdoor watering.

Conservation is an effort we can practice every day. With just a little adjustment to your normal activities, like shorter showers, or turning off the faucet while brushing, you can save water and money. **THANK YOU FOR YOUR CONTINUED CONSERVATION EFFORTS!**